

Consumer Confidence Survey - June 2026

[The survey was conducted during June 1-12, 2026, with 1,353 households surveyed. Reported numbers are diffusion indices except Figure 1]

Inflation expectations eased alongside improvement in household financial conditions in June 2026

Fig 1: Inflation Expectations
(percent, Trimmed Mean at 5%)

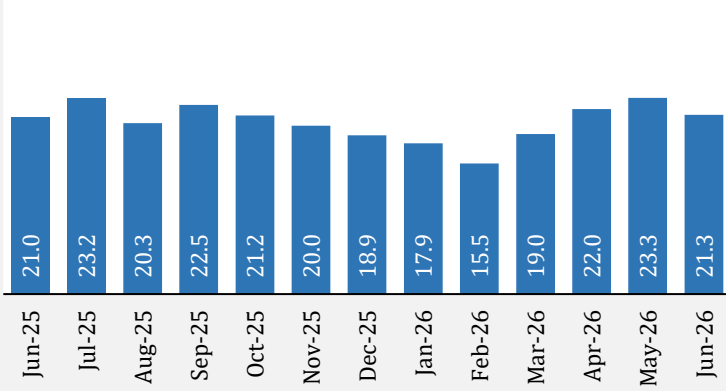
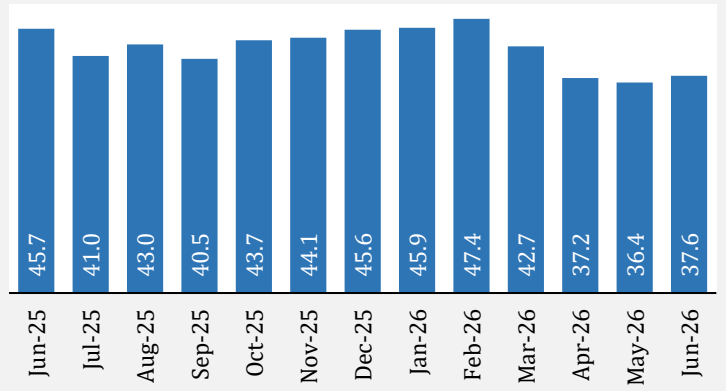


Fig 2: Households' Financial Conditions



Consumer confidence held steady

Fig 3: Consumer Confidence Index (CCI)

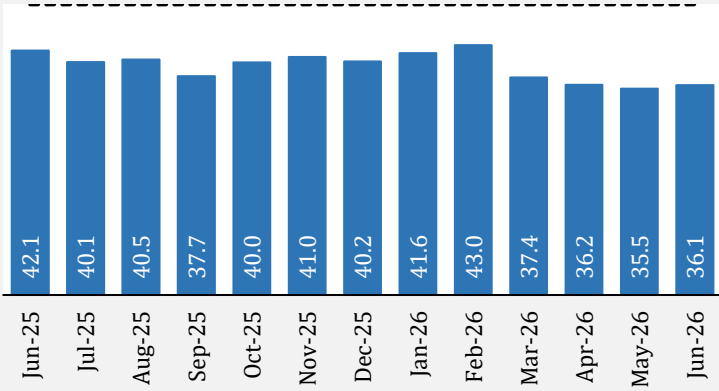
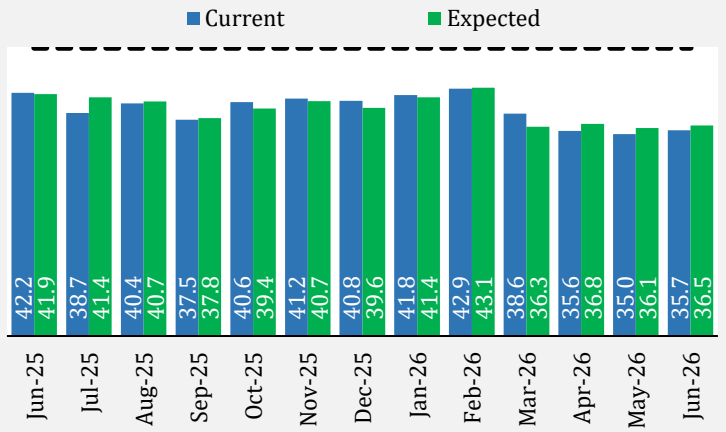


Fig 4: Current and Expected CCI



Employment, durable goods, and vehicle purchase expectations remained stable

Fig 5: Expected Unemployment

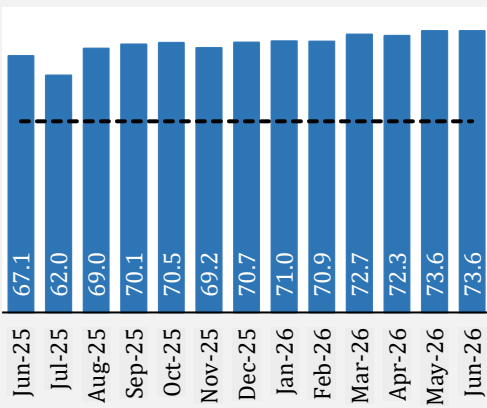


Fig 6: Expected Good Time to Purchase Durable Goods

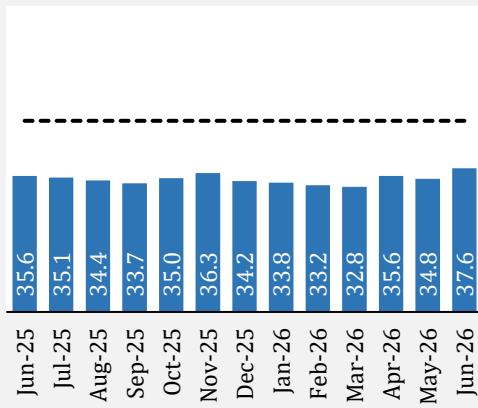
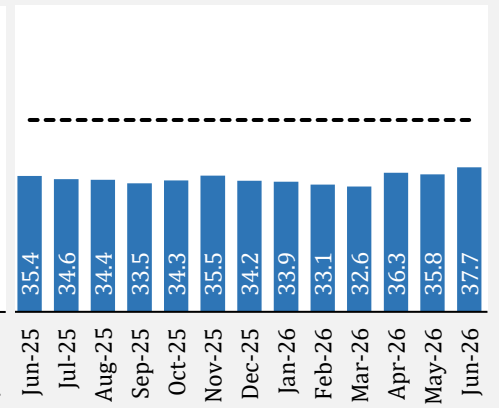


Fig 7: Expected Good Time to Purchase a vehicle



^DI > 50 indicates that Positive/Increasing views are more than Negative/Declining views. DI = 50 indicates that Positive/ Increasing views and Negative/ Declining views are equal (shown by dash line). DI < 50 indicates that Positive/ increasing views are less than the Negative/ declining views.

*: Starting July 2025, the reference period for all variables has been extended from 06 months to 12 months.